

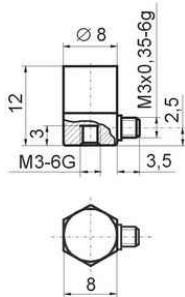


General Purpose Vibration Transducers NTIP95, NTIP96, NTIP97

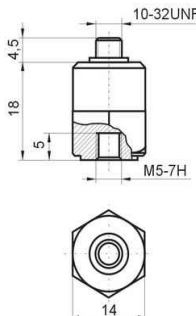


Parameter	Unit	NTIP95	NTIP96	NTIP97
Axial sensitivity ($\pm 20\%$).....	pC/g ^{*1}	3	10	10
Relative transverse sensitivity.....	%	< 5	< 5	< 5
Amplitude range.....	g ^{*1}	± 1500	± 10000	± 10000
Max. shock limit (peak value).....	g ^{*1}	± 2500	± 20000	± 20000
Operating temperature range.....	° C		-70...+250	
Frequency range (ripple ± 1 dB).....	Hz	1...15000	1...10000	1...10000
Self-resonant frequency in attached condition.....	kHz	> 50	> 45	> 45
Strain sensitivity.....	g • m/ μ m	< 0.001	< 0.001	< 0.001
Capacitance.....	pF	600...900	800...1 200	800...1200
Insulation resistance in normal conditions.....	MOhm	> 1000	> 1000	> 1000
Design.....	-	Shear	Shear	Shear
Bottom insulation.....	-	no	no	no
Housing material.....	-	titanium alloy	titanium alloy	titanium alloy
Weight (without connector and cable).....	gram	2.6 (1.6)	11 (7)	11 (7)

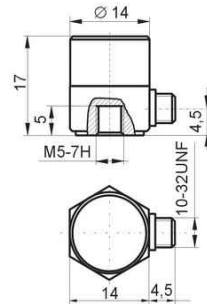
General view of NTIP95



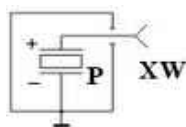
General view of NTIP96



General view of NTIP97



Electrical circuit of NTIP95, NTIP97



Electrical circuit of NTIP96

