

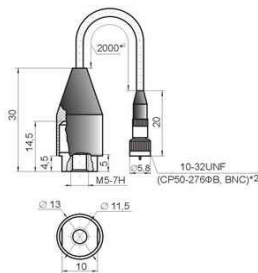


Underwater Vibration Transducers NTIP78, NTIP79

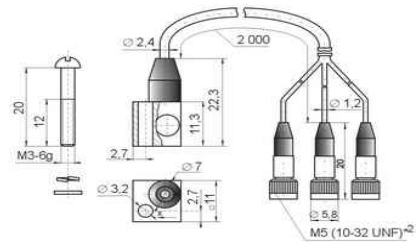


Parameter	Unit	NTIP78	NTIP79
Axial sensitivity ($\pm 20\%$)	pC/g	10	2
Relative transverse sensitivity	%	< 3	< 5
Amplitude range	g	± 5000	± 2500
Max. shock limit (peak value)	g	± 10000	± 5000
Operating temperature range	$^{\circ}\text{C}$	- 60	+ 150
Frequency range (ripple $\pm 1\text{dB}$)	Hz	0.5	15 000
Self-resonant frequency in attached condition	kHz	> 45	> 50
Strain sensitivity	$\text{g} \cdot \text{m}/\mu\text{m}$	< 0.005	< 0.0005
Capacitance	pF	1 000	
Insulation resistance in normal conditions	$\text{M}\Omega$	> 10 000	
Maximum pressure (equivalent depth 50 m)	Pa	$5 \cdot 10^5$	
Design	-	Shear	
Bottom insulation	-	no	
Built-in cable length	m	2 ^{*2}	
Housing material	-	titanium alloy	(stainless steel) ^{*2}
Weight (without connector and cable)	gram	10 (13)	6 (9)

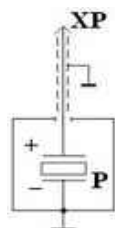
General view of NTIP78



General view of NTIP79



Electrical circuit of NTIP78



Electrical circuit of NTIP79

