



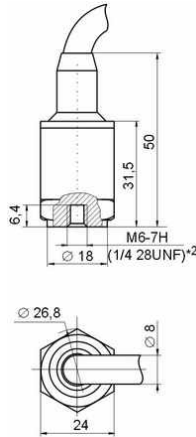
Industrial Vibration Transducers with Built-In
Electronics NTIP85, NTIP85-01



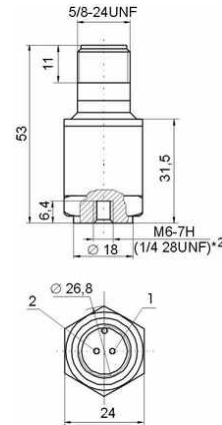
Parameter	Unit	NTIP85 ^{*3,*4}	NTIP85-01 ^{*3,*4}
Axial sensitivity ($\pm 10\%$).....	mV/g ^{*1}	100	
Relative transverse sensitivity.....	%	< 5	
Amplitude range.....	g ^{*1}	± 50	
Max. shock limit (peak value).....	g ^{*1}	± 500	
Operating temperature range.....	° C	-40...+ 125	
Frequency range (ripple ± 1 dB).....	Hz	0.5...8 000	
Self-resonant frequency in attached condition.....	kHz	> 25	
Noise level, RMS (1 Hz ... 10 kHz).....	g ^{*1}	< 0.000 2	
Output resistance.....	Ohm	< 500	
Voltage power.....	V	+(18...30)	
Current power.....	mA	2...20	
Constant output voltage level.....	V	11...13	
Design.....	-	Shear	
Bottom insulation.....	-	yes	
Built-in cable length.....	m	2 ^{*2}	-
Connector type.....	-	^{*2}	AR07 ^{*2}
Cable shield.....	-	flexible metal	- pipe ^{*2}
Housing material.....	-	stainless steel	
Weight (without connector and cable).....	gram	60	



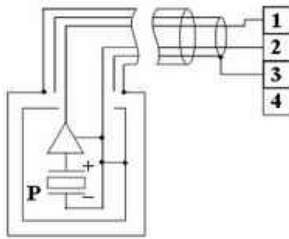
General view of NTIP85



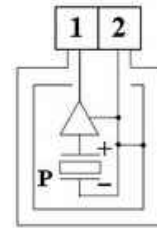
General view of NTIP85-01



Electrical circuit of NTIP85



Electrical circuit of NTIP85-01



The circuit of connection to a data-acquisition equipment

