

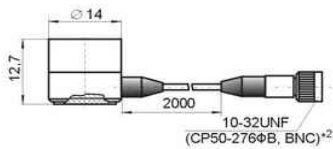


General Purpose Vibration Transducers NTIP77
(NTIP77M), NTIP90

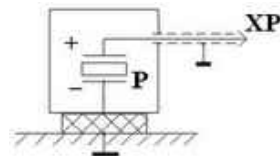


Parameter	Unit	NTIP77 (NTIP77M)	NTIP90
Axial sensitivity ($\pm 20\%$).....	pC/g ^{*1}	20	80
Relative transverse sensitivity.....	%	< 5	< 5
Amplitude range.....	g ^{*1}	$\pm 5\ 000$	$\pm 2\ 000$
Max. shock limit (peak value).....	g ^{*1}	$\pm 10\ 000$	$\pm 4\ 000$
Operating temperature range.....	° C	- 60...+ 150	
Frequency range (ripple ± 1 dB).....	Hz	0.5... 12000	0.5... 8000
Self-resonant frequency in attached condition.....	kHz	> 35	> 20
Strain sensitivity.....	g • m/ μ m	< 0.005	< 0.005
Capacitance.....	pF	2 000	700...1000
Insulation resistance in normal conditions.....	MOhm	> 10000	> 10000
Design.....	-	Shear	Shear
Bottom insulation.....	-	yes ^{*2}	no
Housing material.....	-	st./steel (titanium alloy) ^{*2}	st./steel (titanium alloy) ^{*2}
Weight (without connector and cable).....	gram	12 (10)	42 (26)

General view of NTIP77

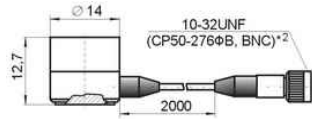


Electrical circuit of NTIP77

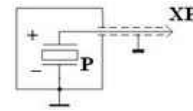




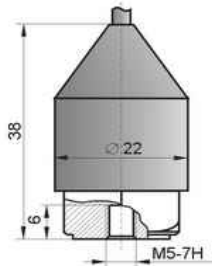
General view of NTIP77M
*(Design version without
 electrical body insulation)*



Electrical circuit of
 NTIP77M



General view of NTIP90



Electrical circuit of
 NTIP90

