

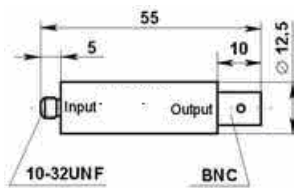


Charge Amplifiers NTIP5000, NTIQ02

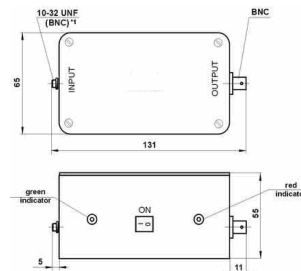


Parameter	Unit	NTIP5000	NTIQ02
Sensitivity ($\pm 2\%$).....	mV/pC	1; 10 ^{*1} ; 1 ^{*1}	0.1; 10 ^{*1} ; 100 ^{*1} ; 0.1 ^{*1}
Input charge range ^{*2}	pC	5; 000; 500; 50 000	5; 000; 500; 50; 5 000
Sensitivity deviation.....%		< 1	< 1
(over temperature range).....°C		(- 40...+ 85)	(- 20...+ 50)
Output resistance.....	0hm	< 500	< 500
Frequency range at the level:- 3 dB..	Hz	1 ... 50 000	
Frequency range at the level:- 3 dB if sensitivity and current supply are:			
1 mV/pC	2.4 ... 3.6 mA	0.5 ... 25 000	-
3.6 ... 20 mA.....	Hz	1 ... 50 000	
10 mV/pC	2.4 ... 20 mA	0.5 ... 50 000	
Max output voltage (at the distortion factor < 5%).....	V	± 5	± 5
Load resistance.....	k0hm	> 5	> 5
Noises.....	pC/pF	< 5 • 10 ⁻⁶	< 5 • 10 ⁻⁶
Constant output voltage level.....	V	+ (10 ... 12)	-
Output bias voltage.....	mV	-	< 1
Voltage power.....	V	18...30	± 9 V (2 replaceable blocks «VARTA» or external supply + 12 V)
Current power.....	mA	3.6 ... 20	< 15
Weight.....	gram	36	500

General view of NTIP5000

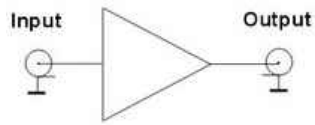


General view of NTIQ02





Electrical circuit of
NTIP5000



Electrical circuit of
NTIQ02

